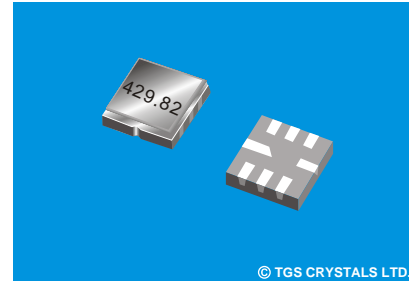


FEATURES

- The SF429.82-M3 is a low-loss , compact, and economical surface-acoustice-acoustic-wave (SAW) filter de-signed to provide front-end selectivity in 429.82MHz receivers.

APPLICATIONS

- Communication I



© TGS CRYSTALS LTD.

SPECIFICATION *

Parameters		Product	Option Code
		SF	SF
Centre Frequency(fc) :	429.820MHz	▲	429.820
Temp.	Operating Case Temp.(Tc): +85°C Max.	▲	
	Turnover Temperature(To): 54°C Max.	▲	
	Turnover Frequency(fo): 429.82 MHz	▲	
	Frequency Temp. Coefficient (FTC) : 0.032ppm/°C ²	▲	
Insertion Loss(IL):	5.0 dB Max.	▲	
Operating Temp. Range:	-10°C~+60°C	▲	
Storage Temp. Range:	-40°C~+85°C	▲	
3 dB Bandwidth(BW ₃):	600KHz	▲	
Frequency Aging Absolute Value During the First Year(fA):	<10ppm/year	▲	
Rejection	at fc-21.4MHz: 40dBMin.	▲	
	at fc-10.7MHz(LO): 15dB Min.	▲	
	Ultimate: 80dB	▲	
CW Therefore Power Dissipation:	+10dBm	▲	
DC Voltage Between Any Two Pins:	±30V DC	▲	
Case Temperature:	-40°C~+85°C	▲	
Holder Type:	5.0X5.0X1.35mm	△	M3
Package:	Tape/Reel	△	T

▲ Standard * Specifications Subject to Change Without Notice
△ Optional: please specify required code when inquiring or ordering

NOTE

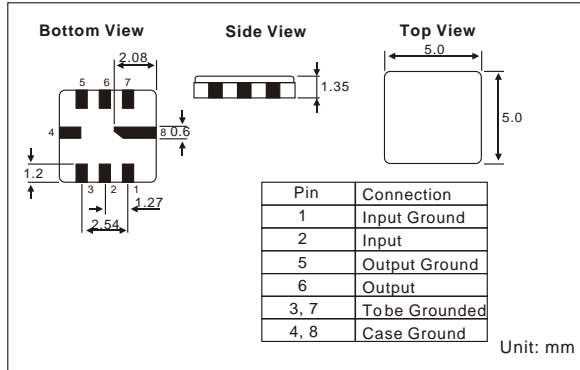
- 1: Unless noted otherwise, all measurements are made with the filter installed the specified test fixture which is connected a 50 ohms test system with VSWR≤ 1.2:1. The est fixture L and Care adjusted for minimum insertion loss at the filter centre freq., fc. Note that insertion loss and bandwidth and passband shape are dependent on the impedance matching component values and quality.
2. The frequency fc is defined as the midpoint between the 3dB frequencies.
3. Where noted specifications apply over the entire specified operating temp. Range.
4. The turnover temp. To, is the temp. Of maximum(or turnover) freq.fo The nominal freq. At any cade temp., Tc, may be calculated from: $f=f_0[1-FTC(T_c-T_o)^2]$.
5. Freq. Aging is the change in fc with time and is specified at +65°C or less. Aging may exceed the specification for prolonged. Temp. Above +65°C Typically, aging is greatest the first year after manufacture, decreasing significantly in subsequent years.
6. The design, manufacturing process, and specifications of this device are subject to change without notice.
7. All equipment designs utilizing this product must be approved by the appropriate government agency prior to manufacture or sale.

PART NUMBER GUIDE

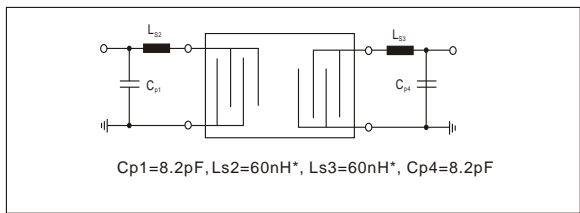
TGS	SF	429.82	M3	T
Mark	SAW Filters	Centre Freq.	Holder Type	Package

e.g. TGS SF 429.82 M3 T

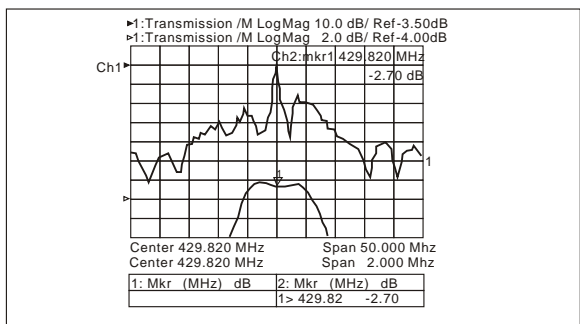
DIMENSIONS



MATCHING CIRCUIT TO 50 Ω



TYPICAL FILTER RESONANCE



PACKAGE

- Standard package in T/R: 3000pcs/Reel, 2Reel/box, 5box/Carton
See page 182 for detail dimensions

