

TAPE & REEL DIMENSIONS (UNIT: MM)

TAPE/REEL DIMENSIONS FOR CSM4, CSSM4

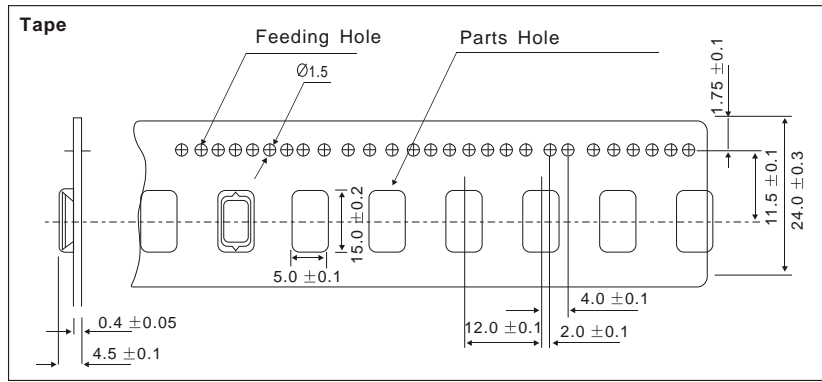
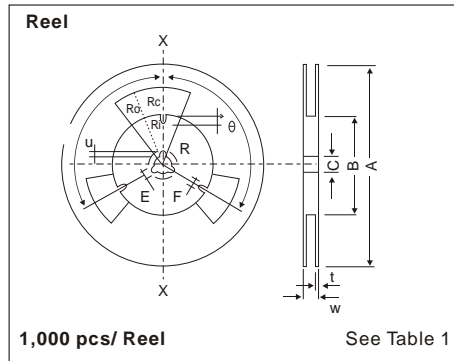
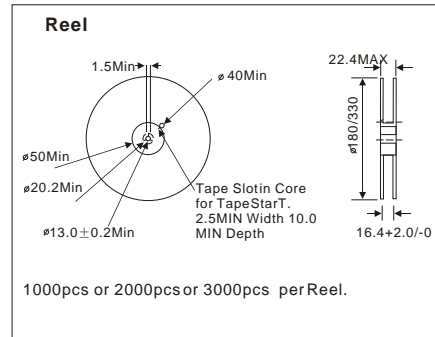
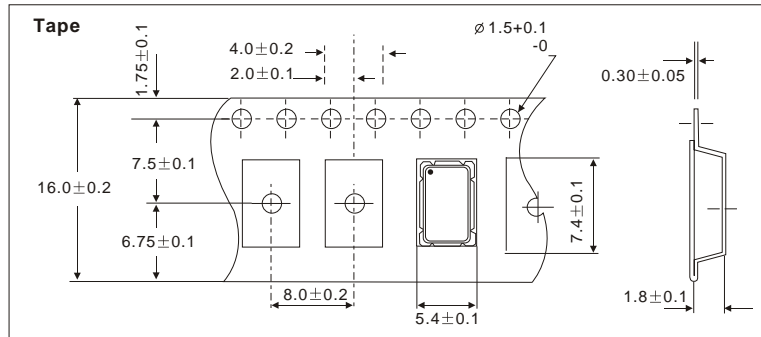


Table 1



Description		Code	Dimensions	
Flanges	Diameter	A	$\text{Ø} 330 \pm 2.0$	
	Thickness	t	2.4 ± 0.2	
	Width between Flanges	W	$24.4 \begin{smallmatrix} +2.0 \\ -0 \end{smallmatrix}$	
Center Core	Outline Diameter	B	$\text{Ø} 100 \pm 2.0$	
	Center Core Slit	Width	F	2.3 ± 1.0
		Depth	V	6.0 ± 1.0
		Position	Q	$120^\circ \pm 3^\circ$
	Spindle Diameter	C	$\text{Ø} 13.0 \pm 0.5$	
	Key Seats	Width	E	2.5
Depth		U	5.0 ± 0.5	
Position		Q	$120^\circ \pm 3^\circ$	
Fenestrate	Outline Radius	Ro	$R90 \pm 1.0$	
	Inline Radius	Ri	$R40 \pm 1.0$	
	Rounded Corners	Rc	$R5 \begin{smallmatrix} +2.0 \\ -0 \end{smallmatrix}$	
	Open Angle	R	$40^\circ \pm 2^\circ$	

TAPE/REEL DIMENSIONS FOR CM75



TAPE/REEL DIMENSIONS FOR CM63

