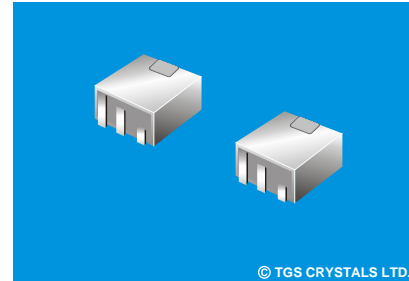


FEATURES

- Low Profile
- Small Size For 7.5X7.0X5.0mm

APPLICATIONS

- For Communication



© TGS CRYSTALS LTD.

SPECIFICATION FOR 450KHz *

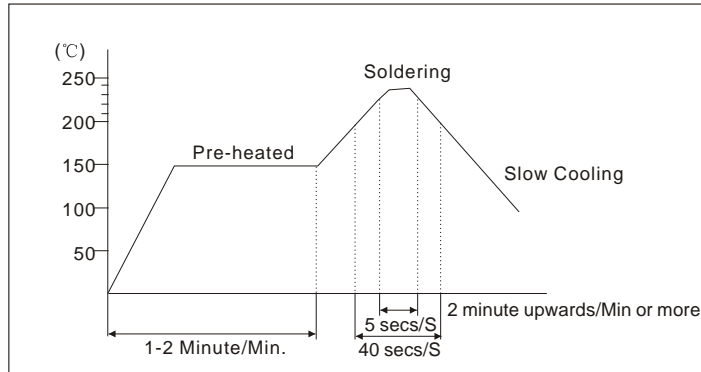
Part Number	Centre Frequency (Centre of 6dB B.W) (KHz)	Insertion Loss at Minimum (dB)Max.	Ripple (dB) Max.	6dB Bandwidth (KHz)Min.	40dB Bandwidth (KHz)Max	Stop Band Attenuation (450±100KHz) (dB) Min.	Input/output Impedance (Ω)
CFMD450BB	450±1.5	4	(±9KHz)2.0	±15	±30	27	1500
CFMD450CB	450±1.5	4	(±8KHz)2.0	12.5	±25	27	1500
CFMD450DB	450±1.5	4	(±7KHz)2.0	±10	±20	27	1500
CFMD450EB	450±1.5	6	(±5KHz)2.0	±7.5	±15	27	1500
CFMD450FB	450±1.5	6	(±4KHz)2.0	±6.0	±12.5	27	1500
CFMD450GB	450±1.5	6	(±3KHz)2.0	±4.5	±10	25	1500
CFMD450HB	450±1.5	6	(±2KHz)2.0	±3.0	±9.0	25	2000

SPECIFICATION FOR 455KHz *

Part Number	Centre Frequency (Centre of 6dB B.W) (KHz)	Insertion Loss at Minimum (dB)Max.	Ripple (dB) Max.	6dB Bandwidth (KHz)Min.	40dB Bandwidth (KHz)Max	Stop Band Attenuation (455±100KHz) (dB) Min.	Input/output Impedance (Ω)
CFMD455BB	455±1.5	4	(±9KHz)2.0	±15	±30	27	1500
CFMD455CB	455±1.5	4	(±8KHz)2.0	12.5	±25	27	1500
CFMD455DB	455±1.5	4	(±7KHz)2.0	±10	±20	27	1500
CFMD455EB	455±1.5	6	(±5KHz)2.0	±7.5	±15	27	1500
CFMD455FB	455±1.5	6	(±4KHz)2.0	±6.0	±12.5	27	1500
CFMD455GB	455±1.5	6	(±3KHz)2.0	±4.5	±10	25	1500
CFMD455HB	455±1.5	6	(±2KHz)2.0	±3.0	±9.0	25	2000

* Specifications Subject to Change Without Notice

TEMPERATURE PROFILE REFLOW SOLDERING



PACKAGE

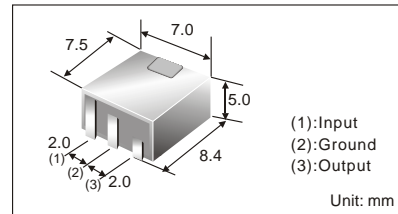
- Standard package in Tape/Reel: 1000 pcs/ Reel, 2 Reel/box , 5 box/carton.
- Please Contact us for detail dimensions

PART NUMBER GUIDE

TGS	CF	M	D	450	DB	T
Mark	Ceramic Filter	SMD Type	Type D 7.5X7.0X5.0mm	Centre Frequency	Grade	T: Tape/Reel

e.g. Full P/N.: TGS CFMD 450DB T

DIMENSIONS



TEST CIRCUIT

